

Allianz Global Sustainability

Allianz Global Investors Fund
AM

SFC-authorized
ESG fund*



- The Fund is exposed to significant risks of investment/general market, company-specific, emerging market, liquidity, currency (such as exchange controls, in particular RMB), and the adverse impact on RMB share classes due to currency depreciation.
- The Fund is exposed to risks relating to SRI strategy investment (such as foregoing opportunities to buy certain securities when it might otherwise be advantageous to do so, and/or selling securities when it might be disadvantageous to do so or relying on information and data from third party ESG research data providers and internal analyses which may be subjective, incomplete, inaccurate or unavailable). The Fund focuses on SRI which may reduce risk diversifications and may be more susceptible to fluctuations in value.
- The Fund may invest in financial derivative instruments ("FDI") which may expose to higher leverage, counterparty, liquidity, valuation, volatility, market and over the counter transaction risks. The Fund's net derivative exposure may be up to 50% of the Fund's net asset value.
- This investment may involve risks that could result in loss of part or entire amount of investors' investment.
- In making investment decisions, investors should not rely solely on this material.
- **Note:** Dividend payments may, at the sole discretion of the Investment Manager, be made out of the Fund's capital or effectively out of the Fund's capital which represents a return or withdrawal of part of the amount investors originally invested and/or capital gains attributable to the original investment. This may result in an immediate decrease in the NAV per share and the capital of the Fund available for investment in the future and capital growth may be reduced, in particular for hedged share classes for which the distribution amount and NAV of any hedged share classes (HSC) may be adversely affected by differences in the interests rates of the reference currency of the HSC and the base currency of the Fund, particularly if such HSC are applying the IRD Neutral Policy.



Overall Morningstar Rating™ Morningstar Sustainability Rating™

Investment Objective

The Fund aims at long-term capital growth by investing in global equity markets of developed countries in accordance with the Sustainable and Responsible Investment Strategy (SRI Strategy).

Performance Overview

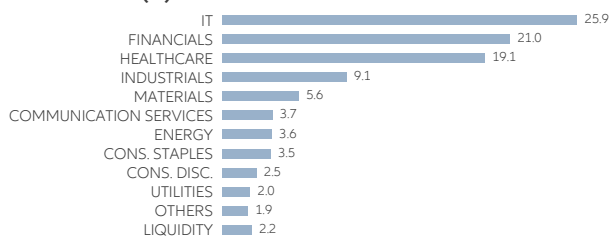
Indexed Performance since Inception (NAV-NAV)




Cumulative Returns	Year to Date	3 Months	1 Year	3 Years	Since Inception
NAV-NAV (%)	3.15	1.46	15.24	11.48	53.23
Benchmark (%)	6.12	3.05	18.99	17.43	65.46
Calendar Year Returns	2023	2022	2021	2020	2019
NAV-NAV (%)	23.94	-22.22	23.01	15.34	8.60 ³
Benchmark (%)	22.56	-16.04	20.22	14.77	9.82 ³

Portfolio Analysis

Sector Allocation (%)



Country/Location Allocation (%)



Top 10 Holdings (Country/Location)	Sector	%
MICROSOFT CORP (US)	IT	7.7
ALPHABET INC-CL A (US)	COMMUNICATION SERVICES	3.7
APPLIED MATERIALS INC (US)	IT	3.3
MEDTRONIC PLC (US)	HEALTHCARE	2.9
ASML HOLDING NV (NL)	IT	2.9
VISA INC-CLASS A SHARES (US)	FINANCIALS	2.9
S&P GLOBAL INC (US)	FINANCIALS	2.7
ZOETIS INC (US)	HEALTHCARE	2.6
AMAZON.COM INC (US)	CONS. DISC.	2.5
LONDON STOCK EXCHANGE GROUP (GB)	FINANCIALS	2.4
Total		33.6

Dividend History ⁴	Dividend / Share	Annualised Dividend Yield ⁵	Ex-Dividend Date
Class AM (USD) Dis.	USD 0.05882	5.17%	15/05/2024
Class AM (H2-USD) Dis.	USD 0.07889	7.25%	15/05/2024
Class AM (H2-SGD) Dis.	SGD 0.06108	5.71%	15/05/2024
Class AM (HKD) Dis.	HKD 0.07103	5.18%	15/05/2024
Class AM (H2-AUD) Dis.	AUD 0.08405	6.22%	15/05/2024
Class AM (H2-CAD) Dis.	CAD 0.09290	6.73%	15/05/2024
Class AM (H2-RMB) Dis.	CNY 0.06569	4.67%	15/05/2024

* The Fund constitutes as an ESG fund pursuant to the SFC's circular issued on 29 June 2021. HK SFC authorization is not a recommendation or endorsement of a product nor does it guarantee the commercial merits of a product or its performance. It does not mean the product is suitable for all investors nor is it an endorsement of its suitability for any particular investor or class of investors.



+852 2238 8000
hk.allianzgi.com

Scan QR code for fund documents

Fund Details

Share Class ^	Class AM (USD) Dis.	Class AM (H2-USD) Dis.	Class AM (H2-SGD) Dis.	Class AM (HKD) Dis.	Class AM (H2-AUD) Dis.	Class AM (H2-CAD) Dis.	Class AM (H2-RMB) Dis.
Benchmark	DOW JONES Sustainability World Total Return						
Fund Manager ⁶	Giles Money, Alex Bibani						
Fund Size ⁷	EUR 2,287.83m						
Number of Holdings	45						
Sustainability-related Disclosure Regulation ⁸	Article 8						
Base Currency	EUR						
Subscription Fee (Sales Charge)	Up to 5%						
Management Fee (All-in-Fee ⁹)	1.80% p.a.	1.80% p.a.	1.80% p.a.	1.80% p.a.	1.80% p.a.	1.80% p.a.	1.80% p.a.
Total Expense Ratio ¹⁰	1.85%	1.85%	1.85%	1.85%	1.85%	1.85%	1.85%
Unit NAV	USD 13.7606	USD 13.2817	SGD 12.9669	HKD 16.6162	AUD 16.4232	CAD 16.8177	CNY 16.9608
Inception Date	01/08/2019	02/01/2020	02/01/2020	16/03/2020	16/03/2020	16/03/2020	16/03/2020
Dividend Frequency ⁴	Monthly	Monthly	Monthly	Monthly	Monthly	Monthly	Monthly
ISIN Code	LU2023251221	LU2089283258	LU2089284900	LU2111349929	LU2111350000	LU2111350182	LU2106854057
Bloomberg Ticker	AGSAMUS LX	ALGSAHU LX	ALGSAHS LX	ALAGSHK LX	ALAGSHA LX	ALAGSCI LX	ALAGSAH LX
Cumulative Returns (%)							
Year to Date	3.15	5.65	4.92	3.15	5.14	5.48	4.73
1 Year	15.24	15.31	13.35	14.96	13.53	14.54	12.37
3 Years	11.48	32.58	28.99	12.72	26.64	30.18	30.14
Since Inception	53.23	57.77	51.79	80.61	86.14	92.52	98.46
Calendar Year Returns (%)							
2023	23.94	21.80	20.11	24.15	19.89	21.01	18.69
2022	-22.22	-15.03	-15.60	-22.13	-17.01	-15.82	-14.86
2021	23.01	34.93	34.75	24.86	34.20	34.35	37.67
2020	15.34	6.93 ³	5.91 ³	45.05 ³	32.59 ³	33.37 ³	36.22 ³
2019	8.60 ³	-	-	-	-	-	-

Source: All fund data quoted are Allianz Global Investors/IDS GmbH/Morningstar, as at 31/05/2024, unless stated otherwise.

Fund performance is calculated on NAV to NAV basis in denominated currency of the respective share class with gross dividends re-invested. Benchmark performance is calculated in denominated currency of the respective share class. HKD/USD based investors are exposed to foreign exchange fluctuations.

[^] The currency-hedged share classes are not recommended for investors whose base currency of investment is not in respective hedged currencies.

- 1) Source: Morningstar, as at 30/04/2024. Copyright © 2024 Morningstar Asia Limited ("Morningstar"). All Rights Reserved. The information contained herein: (1) is proprietary to Morningstar and/or its content providers; (2) may not be copied or distributed; and (3) is not warranted to be accurate, complete or timely. Neither Morningstar nor its content providers are responsible for any damages or losses arising from any use of this information. Past performance is no guarantee of future results.
- 2) Source: Morningstar, as at 30/04/2024. Morningstar Sustainability Rating is analyzed out of Global Equity Large Cap funds as of 30/04/2024 and based on 92% of the Fund's AUM. Data is based on long positions only. Historical Sustainability Score as of 30/04/2024. Sustainability Rating as of 30/04/2024. Sustainability provides company-level analysis used in the calculation of Morningstar's Sustainability Score.
- 3) Performance is calculated from inception of the share class until the end of that calendar year.
- 4) Dividend payments are applicable for Class AM Dis (monthly distribution) and for reference only. Yields are not guaranteed, dividend may be paid out from capital (Class AM). This may result in an immediate decrease in the NAV per share and may reduce the capital available for the Fund for future investment and capital growth. Positive distribution yield does not imply positive return.
- 5) Annualised Dividend Yield = $[(1 + \text{Dividend Per Share} / \text{Ex-Dividend Date NAV})^{12} - 1] \times 100$. The annualised dividend yield is calculated based on the latest dividend distribution with dividend reinvested, and may be higher or lower than the actual annual dividend yield. Positive distribution yield does not imply positive return. Dividend is not guaranteed. Historical dividend yield is not indicative of future dividend payouts.
- 6) With effect from 1 September 2023.
- 7) The Fund Size quoted includes all share classes of the Fund.
- 8) EU Sustainability-related Disclosure Regulation. Information is accurate at time of publishing.
- 9) The All-in-Fee includes the expenses previously called management and administration fees.
- 10) Total Expense Ratio (TER): Total cost (except transaction costs) charged to the Fund during the last financial year (as at 30/09/2023) expressed as a ratio of the Fund's average NAV. For share classes that have been incepted for less than one year as at close of the last financial year (please refer to the Inception Date in the Fund Details table), the TER will be annualised. For share classes incepted after the close of the last financial year, the TER will be reflected as N/A.

Information herein is based on sources we believe to be accurate and reliable as at the date it was made. We reserve the right to revise any information herein at any time without notice. No offer or solicitation to buy or sell securities and no investment advice or recommendation is made herein. In making investment decisions, investors should not rely solely on this material but should seek independent professional advice. There is no guarantee that actively managed investments will outperform the broader market. Environmental, Social and Governance (ESG) strategies consider factors beyond traditional financial information to select securities or eliminate exposure which could result in relative investment performance deviating from other strategies or broad market benchmarks.

Investment involves risks, in particular, risks associated with investment in emerging and less developed markets. Past performance is not indicative of future performance. Investors should read the offering documents for further details, including the risk factors, before investing. This material and website have not been reviewed by the Securities and Futures Commission of Hong Kong. Issued by Allianz Global Investors Asia Pacific Limited.

Allianz Global Investors Asia Pacific Limited (32/F, Two Pacific Place, 88 Queensway, Admiralty, Hong Kong) is the Hong Kong Representative and is regulated by the Securities and Futures Commission of Hong Kong. (54/F, One Island East 18 Westlands Road, Quarry Bay, Hong Kong).

Admaster ID: 3615611

Allianz Global Sustainability

Allianz Global Investors Fund
A / AMg / AT

SFC-authorized
ESG fund*



- The Fund is exposed to significant risks of investment/general market, company-specific, emerging market, liquidity, currency (such as exchange controls, in particular RMB), and the adverse impact on RMB share classes due to currency depreciation.
- The Fund is exposed to risks relating to SRI strategy investment (such as foregoing opportunities to buy certain securities when it might otherwise be advantageous to do so, and/or selling securities when it might be disadvantageous to do so or relying on information and data from third party ESG research data providers and internal analyses which may be subjective, incomplete, inaccurate or unavailable). The Fund focuses on SRI which may reduce risk diversifications and may be more susceptible to fluctuations in value.
- The Fund may invest in financial derivative instruments ("FDI") which may expose to higher leverage, counterparty, liquidity, valuation, volatility, market and over the counter transaction risks. The Fund's net derivative exposure may be up to 50% of the Fund's net asset value.
- This investment may involve risks that could result in loss of part or entire amount of investors' investment.
- In making investment decisions, investors should not rely solely on this material.
- **Note:** Dividend payments may, at the sole discretion of the Investment Manager, be made out of the Fund's capital or effectively out of the Fund's capital which represents a return or withdrawal of part of the amount investors originally invested and/or capital gains attributable to the original investment. This may result in an immediate decrease in the NAV per share and the capital of the Fund available for investment in the future and capital growth may be reduced, in particular for hedged share classes for which the distribution amount and NAV of any hedged share classes (HSC) may be adversely affected by differences in the interests rates of the reference currency of the HSC and the base currency of the Fund, particularly if such HSC are applying the IRD Neutral Policy.



Overall Morningstar Rating™ Morningstar Sustainability Rating™

Investment Objective

The Fund aims at long-term capital growth by investing in global equity markets of developed countries in accordance with the Sustainable and Responsible Investment Strategy (SRI Strategy).

Performance Overview

Indexed Performance since Inception (NAV-NAV)

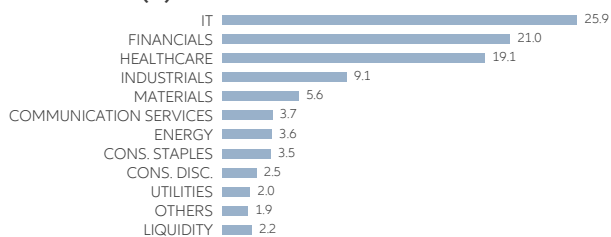


■ Class A (EUR) Dis.


Cumulative Returns	Year to Date	1 Year	3 Years	5 Years	Since Inception
NAV-NAV (%)	5.04	13.36	25.46	68.87	390.60
Benchmark (%)	7.98	16.85	32.26	81.12	440.36
Calendar Year Returns	2023	2022	2021	2020	2019
NAV-NAV (%)	19.54	-17.29	33.75	5.80	32.95
Benchmark (%)	18.41	-10.54	29.35	5.29	29.45

Portfolio Analysis

Sector Allocation (%)



Country/Location Allocation (%)



Top 10 Holdings (Country/Location)	Sector	%
MICROSOFT CORP (US)	IT	7.7
ALPHABET INC-CL A (US)	COMMUNICATION SERVICES	3.7
APPLIED MATERIALS INC (US)	IT	3.3
MEDTRONIC PLC (US)	HEALTHCARE	2.9
ASML HOLDING NV (NL)	IT	2.9
VISA INC-CLASS A SHARES (US)	FINANCIALS	2.9
S&P GLOBAL INC (US)	FINANCIALS	2.7
ZOETIS INC (US)	HEALTHCARE	2.6
AMAZON.COM INC (US)	CONS. DISC.	2.5
LONDON STOCK EXCHANGE GROUP (GB)	FINANCIALS	2.4
Total		33.6

Dividend History ³	Dividend / Share	Annualised Dividend Yield	Ex-Dividend Date
Class A (EUR) Dis.	EUR 0.65400	1.53% ⁴	15/12/2023
	EUR 0.00000	0.00% ⁴	15/12/2022
	EUR 0.00000	0.00% ⁴	15/12/2021
Class A (USD) Dis.	USD 0.68700	1.49% ⁴	15/12/2023
	USD 0.00000	0.00% ⁴	15/12/2022
	USD 0.00000	0.00% ⁴	15/12/2021
Class AMg (USD) Dis.	USD 0.07027	7.09% ⁵	15/05/2024
	USD 0.07027	7.31% ⁵	15/04/2024
	USD 0.05500	5.50% ⁵	15/03/2024
Class AMg (H2-RMB) Dis.	CNY 0.08497	6.55% ⁵	15/05/2024
	CNY 0.08497	6.66% ⁵	15/04/2024
	CNY 0.03500	2.66% ⁵	15/03/2024

* The Fund constitutes as an ESG fund pursuant to the SFC's circular issued on 29 June 2021. HK SFC authorization is not a recommendation or endorsement of a product nor does it guarantee the commercial merits of a product or its performance. It does not mean the product is suitable for all investors nor is it an endorsement of its suitability for any particular investor or class of investors.



+852 2238 8000
hk.allianzgi.com

Scan QR code for fund documents

Fund Details

Share Class ^	Class A (EUR) Dis.	Class A (USD) Dis.	Class AMg (USD) Dis.	Class AMg (H2-RMB) Dis.	Class AT (USD) Acc.	Class AT (HKD) Acc.
Benchmark	DOW JONES Sustainability World Total Return					
Fund Manager ⁶	Giles Money, Alex Bibani					
Fund Size ⁷	EUR 2,287.83m					
Number of Holdings	45					
Sustainability-related Disclosure Regulation ⁸	Article 8					
Base Currency	EUR					
Subscription Fee (Sales Charge)	Up to 5%					
Management Fee (All-in-Fee ⁹)	1.80% p.a.	1.80% p.a.	1.80% p.a.	1.80% p.a.	1.80% p.a.	1.80% p.a.
Total Expense Ratio ¹⁰	1.85%	1.85%	1.85%	1.85%	1.85%	1.85%
Unit NAV	EUR 45.3278	USD 48.2872	USD 12.0864	CNY 15.7734	USD 15.6467	HKD 12.4787
Inception Date	02/01/2003	02/01/2003	01/08/2019	16/03/2020	29/04/2020	15/01/2021
Dividend Frequency ³	Annually	Annually	Monthly	Monthly	N/A	N/A
ISIN Code	LU0158827195	LU0158827948	LU2028103732	LU2106854131	LU0158827781	LU2271345857
Bloomberg Ticker	DREGLSU LX	DREGSAX LX	AGSAMGU LX	ALGSAMG LX	ALAGSAU LX	ALAGSAA LX
Cumulative Returns (%)						
Year to Date	5.04	3.18	3.00	4.75	3.07	3.48
1 Year	13.36	15.30	15.19	12.42	15.33	15.40
3 Years	25.46	11.53	11.42	30.05	11.68	12.62
5 Years	68.87	64.27	–	–	–	–
Since Inception	390.60	419.29	53.91	98.58	56.47	24.79
Calendar Year Returns (%)						
2023	19.54	23.85	23.96	18.82	24.03	24.19
2022	-17.29	-22.16	-22.33	-14.96	-22.14	-22.26
2021	33.75	23.42	23.60	37.77	23.49	24.90 ¹¹
2020	5.80	15.73	15.73	36.17 ¹¹	27.30 ¹¹	–
2019	32.95	30.55	8.51 ¹¹	–	–	–

Source: All fund data quoted are Allianz Global Investors/IDS GmbH/Morningstar, as at 31/05/2024, unless stated otherwise.

Fund performance is calculated on NAV to NAV basis in denominated currency of the respective share class with gross dividends re-invested. Benchmark performance is calculated in denominated currency of the respective share class. HKD/USD based investors are exposed to foreign exchange fluctuations.

^ The currency-hedged share classes are not recommended for investors whose base currency of investment is not in respective hedged currencies.

- 1) Source: Morningstar, as at 30/04/2024. Copyright © 2024 Morningstar Asia Limited ("Morningstar"). All Rights Reserved. The information contained herein: (1) is proprietary to Morningstar and/or its content providers; (2) may not be copied or distributed; and (3) is not warranted to be accurate, complete or timely. Neither Morningstar nor its content providers are responsible for any damages or losses arising from any use of this information. Past performance is no guarantee of future results.
- 2) Source: Morningstar, as at 30/04/2024. Morningstar Sustainability Rating is analyzed out of Global Equity Large Cap funds as of 30/04/2024 and based on 92% of the Fund's AUM. Data is based on long positions only. Historical Sustainability Score as of 30/04/2024. Sustainability Rating as of 30/04/2024. Sustainability provides company-level analysis used in the calculation of Morningstar's Sustainability Score.
- 3) Dividend payments are applicable for Class A Dis (annual distribution) and for Class AMg Dis (monthly distribution) and for reference only. Yields are not guaranteed, dividend may be paid out from capital (Class A/AMg). This may result in an immediate decrease in the NAV per share and may reduce the capital available for the Fund for future investment and capital growth. Positive distribution yield does not imply positive return.
- 4) Annualised Dividend Yield = Dividend Per Share / Ex-Dividend Date NAV. Positive distribution yield does not imply positive return. Dividend is not guaranteed. Historical dividend yield is not indicative of future dividend payouts.
- 5) Annualised Dividend Yield = $[(1 + \text{Dividend Per Share} / \text{Ex-Dividend Date NAV})^{12} - 1] \times 100$. The annualised dividend yield is calculated based on the latest dividend distribution with dividend reinvested, and may be higher or lower than the actual annual dividend yield. Positive distribution yield does not imply positive return. Dividend is not guaranteed. Historical dividend yield is not indicative of future dividend payouts.
- 6) With effect from 1 September 2023.
- 7) The Fund Size quoted includes all share classes of the Fund.
- 8) EU Sustainability-related Disclosure Regulation. Information is accurate at time of publishing.
- 9) The All-in-Fee includes the expenses previously called management and administration fees.
- 10) Total Expense Ratio (TER): Total cost (except transaction costs) charged to the Fund during the last financial year (as at 30/09/2023) expressed as a ratio of the Fund's average NAV. For share classes that have been accepted for less than one year as at close of the last financial year (please refer to the Inception Date in the Fund Details table), the TER will be annualised. For share classes accepted after the close of the last financial year, the TER will be reflected as N/A.
- 11) Performance is calculated from inception of the share class until the end of that calendar year.

Information herein is based on sources we believe to be accurate and reliable as at the date it was made. We reserve the right to revise any information herein at any time without notice. No offer or solicitation to buy or sell securities and no investment advice or recommendation is made herein. In making investment decisions, investors should not rely solely on this material but should seek independent professional advice. There is no guarantee that actively managed investments will outperform the broader market. Environmental, Social and Governance (ESG) strategies consider factors beyond traditional financial information to select securities or eliminate exposure which could result in relative investment performance deviating from other strategies or broad market benchmarks.

Investment involves risks, in particular, risks associated with investment in emerging and less developed markets. Past performance is not indicative of future performance. Investors should read the offering documents for further details, including the risk factors, before investing. This material and website have not been reviewed by the Securities and Futures Commission of Hong Kong. Issued by Allianz Global Investors Asia Pacific Limited.

Allianz Global Investors Asia Pacific Limited (32/F, Two Pacific Place, 88 Queensway, Admiralty, Hong Kong) is the Hong Kong Representative and is regulated by the Securities and Futures Commission of Hong Kong. (54/F, One Island East 18 Westlands Road, Quarry Bay, Hong Kong).

Admaster ID: 3615611